

# Swadro TC

EN

CENTRE DELIVERY ROTARY RAKES





# Swadro TC

Two-, four- and six-rotor rakes



**The pull-type cardanic suspension**  
Optimum contouring and cleanest rakes

Page 10

**KRONE Jet Effect**  
Protects the sward and produces  
clean forage without poking into the  
ground

Page 11

**KRONE DuraMax cam track**  
Perfect swath presentation and  
boosted harvest chain efficiency

Page 14

**KRONE Easy-Line drive concept**  
Mechanical drives all-round for fast  
changeovers and high area outputs

Page 34

**KRONE Lift Tines**  
Lifting instead of conveying for maximum  
raking performance and less raw ash in the  
forage

Page 18



# KRONE Swadro

- a machine you can depend on



## KRONE centre delivery rotary rakes:

The most comprehensive offer on the market

With the KRONE Swadro TC rotary rakes, KRONE offers the largest product range in the centre rotor rake segment. Starting with the twin-rotor rake Swadro TC 640 for small areas and mountainous regions, through to the world's only six-rotor rake Swadro TC 2000 Pro for maximum efficiency and recovery performance, a wide range of model variants and equipment options are available.



# The pioneer in quality foraging

*Every single blade of grass* is clean


Regardless of whether a baler, loading and forage transport wagon or forage harvester follows the rake, thanks to the SWADRO's innovative rotor technology, the optimum swath is produced for every harvesting vehicle.

Large and massive swaths for maximum utilisation on forage harvesters, angular and even swaths for the highest cutting quality on loading and forage transport wagons or perfect bale shapes when baling are no problem with the KRONE Swadro.

KRONE Swadro lifts rather than rakes the material – maximizing your success at every single stage of your harvest campaign and sustainably for generations.








As an innovation leader and specialist manufacturer of forage harvesting equipment, KRONE gives you the machine that fits into your individual harvest chain for uncompromised efficiency and forage quality. Join the #TEAM SWADRO – BECAUSE YOUR ANIMALS DESERVE IT.

## #TEAM SWADRO



As a specialist manufacturer of hay and forage equipment, KRONE focuses on innovative and high-performance machines that make a difference in high-quality foraging. For years, the KRONE Swadro model range has set the benchmark in terms of quality rakes and clean forage.





# The Swadro TC wide range of models

This is how our KRONE Swadro becomes *your individual KRONE Swadro*



With the Swadro TC rotary rakes with centre delivery, KRONE offers the widest product portfolio on the market. Starting with the twin rotor rake Swadro TC 640, through the entry-level model into the world of large-area rakes, the Swadro TC 1250, through to the world's largest centre rotor rake, the Swadro TC 2000 Pro, KRONE offers working widths between 5.70 m and 19.00 m in this segment. In addition, you can choose from a wide range of optional equipment and operator comfort.



## **Swadro TC 640**

twin-rotor rake centre delivery  
Variable working widths  
from 5.70 m to 6.40 m



## **Swadro TC 680**

twin-rotor rake centre delivery  
Working width 6.80 m



## **Swadro TC 760 / 760 Plus**

twin-rotor rake centre delivery  
Variable working widths  
from 6.80 m to 7.60 m



## **Swadro TC 880 / 880 Plus**

twin-rotor rake centre delivery  
Variable working widths  
from 7.60 m to 8.80 m



## **Swadro TC 930 / 930 Plus**

twin-rotor rake centre delivery  
Variable working widths  
from 8.10 m to 9.30 m



## **Swadro TC 1000 / 1000 Plus**

twin-rotor rake centre delivery  
Variable working widths  
from 8.90 m to 10.00 m





**Swadro TC 1250 / 1250 Plus**  
four-rotor rake centre delivery  
Variable working widths  
from 9.80 m to 12.50 m



**Swadro TC 1370 Pro**  
four-rotor rake centre delivery  
Variable working widths  
from 10.80 m to 13.70 m



**Swadro BaleTrain TC 880 Pro**  
Two-rotor centre rotor rake  
combined with a round baler – for  
efficient swathing and baling in one  
operation



**Swadro TC 1570 Pro**  
Four-rotor rake centre delivery  
Variable working widths from  
11.00 m to 15.70 m



**Swadro TC 2000 Pro**  
Six-rotor rake centre delivery  
Variable working widths  
from 10.00 m to 19.00 m





# Powerful selling points

Successful harvest using *KRONE* rotary rakes

## KRONE DuraMax cam track

- Maintenance-free
- Dry cam track
- The steepest cam track in the market

**Perfect and boxy swaths that maximize harvest chain efficiencies.**

## KRONE rotor gearboxes

- Maintenance-free
- Minimum input power
- Permanently lubricated

**Maximum reliability and daily output from the first to the last swath.**

## Cardanic rotor suspension incl. KRONE Jet Effect

- Optimum ground contouring
- No forage contamination

**Best forage from the first to the last cut.**

## SWADRO tine arms

- Maximum strength, stability and reliability
- Wear-free and gap-free folding arms
- Swift changeovers

**Unmatched reliability and longevity from the first to the last job.**

## KRONE Lift Tines

- Clean forage thanks to the Lift Effect
- High driving speeds without loss of forage

**Excellent raking quality from the first to the last stalk.**

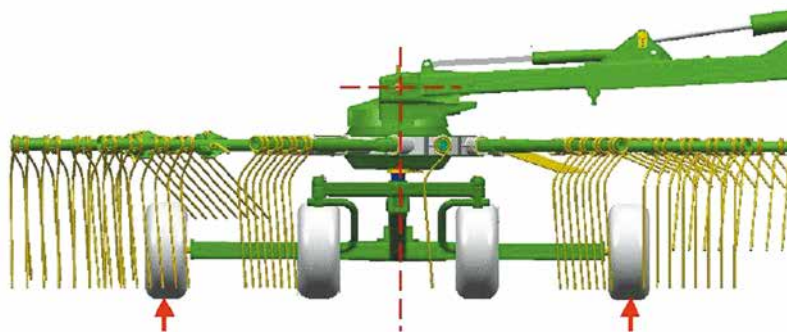







# The pull-type and cardanic design

Producing the best forage *from the first to the last cut*



## Pulling instead of pushing

The Swadro rotor is pulled in direction of travel of the outrigger arm. In combination with the central suspension of the rotor, the rotor is always lifted out and inserted horizontally. The weight of the rotor is distributed evenly over all guide wheels during swathing and therefore adjusts optimally to the ground contours. Forage contamination and raking losses are therefore minimised.



## This keeps the forage clean

- **Three-dimensional ground contouring**  
in all directions
- **Best possible guidance of the tines**  
along the ground contours
- **Perfect forage**  
without raking losses
- **Tines do not penetrate the soil**  
thanks to the KRONE Jet Effect

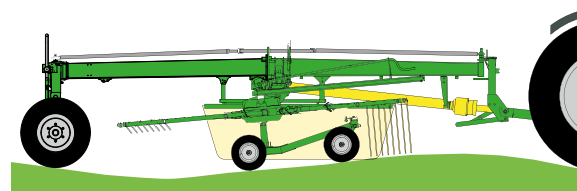






### The KRONE Jet Effect

The KRONE Jet Effect ensures the tines will not dig into the ground when the rotors lower and lift. Emulating the touch-down and take-off behaviour of an airplane, The clever design of the rotor suspension ensures there is always a maximum of clear space between the tine and the sward when the rotor lifts and lowers out and into work – an intelligent system that helps protect the sward and avoids crop contamination.



### 3D contouring

The rotors suspend in a pull-type and cardanic configuration which provides exact guidance to the tines and optimum contouring – both in and across the direction of travel. This way the tines pick up every haulm but not a single grain of sand. Uncontaminated forage, minimum loss rates and high work rates – this is the Swadro definition of quality work.



# The Swadro rotor gearbox

Maximum reliability *from the first to the last swath*




## No downtime

The weather sets the pace in forage harvesting. With its maintenance-free rotor gearbox, lubricated for life with fluid grease, the KRONE Swadro is a reliable partner. Thanks to the maintenance-free rotor gearbox, the Swadro is always ready for use and ensures operational reliability even in short harvesting windows. Whether the rain or the harvesting vehicle is approaching, with the KRONE Swadro you will not lose valuable harvesting time due to maintenance stops.



## Robustly built

Reliable operation even with difficult crops, high stability, wear resistance and no maintenance: you can rely on these properties of the Swadro rotor gearbox.







#### Performance meets potential savings

The Swadro rotor gearbox is powerful and yet frugal in terms of tractor power. Thanks to its large gear ratio, Swadro requires only low pto speeds at minimum wear. Compared to other swathing systems, Swadro rotary rakes stand out for low input power and great fuel economy.



#### The long distance runner

- Sealed and maintenance-free rotor gearboxes
- Fuel-efficient gear ratio
- Lubricated for life with fluid grease



# The DuraMax cam track<sub>ck</sub>

Optimal and boxy swaths *that satiate high-capacity harvesters*



## The unique DuraMax cam track

The KRONE cam track features the unique Bainite structure which is obtained by a special hardening process. Accordingly, this cam track has a very durable surface and yet a flexible core, a combination that results in low wear. This type of coating also reduces rolling resistance for reduced friction, wear and power input.



## Steep and small-diameter cam track

Stand-out features of our DuraMax cam track is the extremely small diameter and steep track design. It is this unique design and its effect that lead to the formation of optimum swaths in all conditions. The small diameter of the cam track combines with the massive size of the rollers for smooth and low-wear operation. As the tine arms follow the steep curve the tines are promptly lifted out of work, forming boxy and optimum swaths in all conditions.








## Forming optimal swaths

- Maintenance-free
- Special Bainite hardness
- Dry running cam track
- Steep cam track trajectory



# The Swadro tine arms

Dependable and durable *from dawn to dusk*




## The tine arms

Each tine arm is controlled by its control shaft that is manufactured to precision-fit tolerances for exact fit in the control arm and precision tine control as the arm follows the cam track. It is this design that leads to those clean and loss-free rakes.

Each tine arm is mounted on two ball bearings inside the hub plate. The two bearings are spaced wide for stable and smooth control of the shaft as well as reduced wear and higher work rates.

The main part of the tine arm is the thick-walled and maintenance-free tube which is permanently and wear-free connected to the control shaft for reliable tine control without play. This is the secret behind optimum tine control and quality rakes.







### Changeovers from transport to field are a matter of minutes

Some KRONE Swadro models have foldable tine arms either as a standard feature or an option for reduced transport heights.

This unique folding mechanism reduces the transport height and width in a matter of minutes without requiring the operator to remove the arms and carry them to their holder on the machine, reducing the strain on the operator and saving time and money when changing fields.

Belleville springs inside the arms connect the two parts reliably and fast, a solution that eliminates potential wear of a locking pin or hole. At the same time, the connection is gap-free and very durable to give reliable operation in many harvest seasons.



## Operational reliability

- **Maximum stability**  
and reliability
- **Wear-free and gap-free folding arms**
- **Swift changeovers**
- **Integrated predetermined bending point**

**The Swadro tine arms set the benchmark in terms of durability and reliable operation. The massive design of the arms with pre-machined notches makes these arms stand out in the rotary rake sector, because it withstands the highest loads and brings peace of mind in extremely difficult conditions.**



# The KRONE lift tine

Exceptional rakes. *Not a single grass blade is left behind*

## Effective in every respect

- **Clean forage**  
thanks to the Lift Effect
- **High driving speeds**  
without losses
- **Increase in forage quality**
- **Reduced losses**

**All current KRONE Swadro models have the KRONE Lift Tines as standard specification. Kinked in two positions, these tines offer significant benefits that have been verified in KRONE field tests and a DLG Focus Test.**



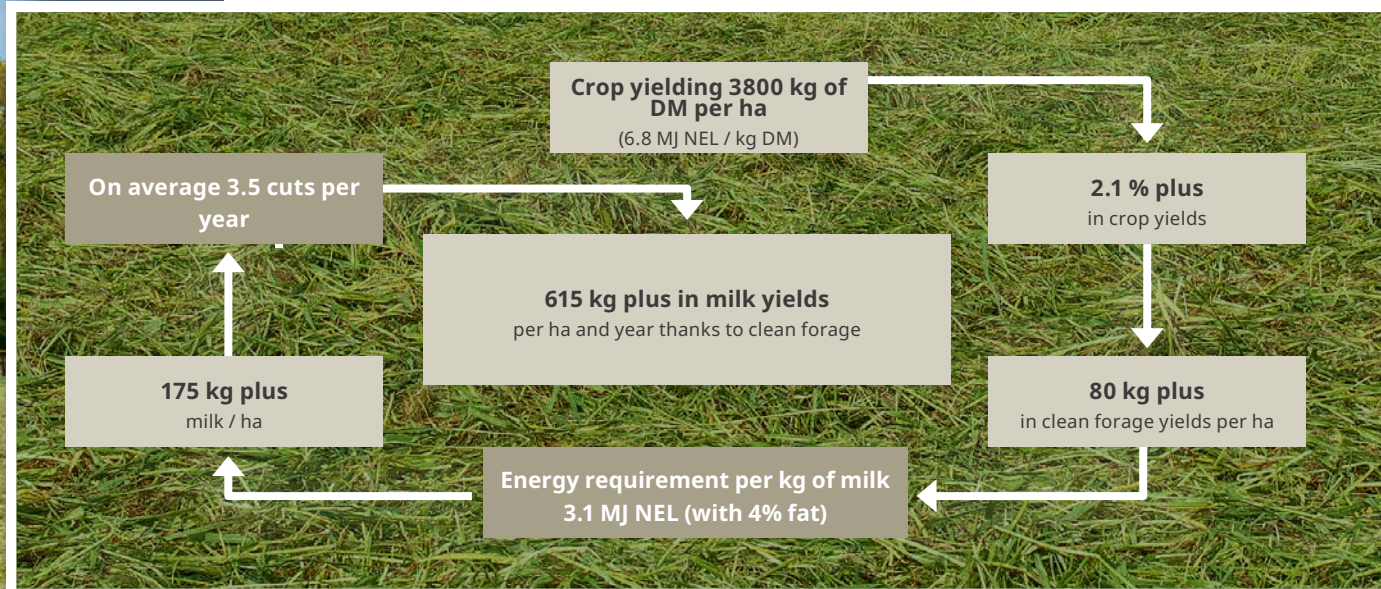
### The double kink trick

For more than 10 years, the KRONE Lift Tine has convinced our customers around the world in terms of quality forage and rakes. Kinked in two positions, the vertical tine lifts the material clear off the ground. This is the secret behind producing clean forage in difficult conditions. The Lift Effect sees the grass moving up the length of the tine. Even extremely wet and heavy material will not bend the tines which are up to 10.5mm thick and are coiled around large-diameter arms for greatest stability and tidiest rakes.





## How KRONE Lift Tines boost your yields



### DLG confirms: Less contamination and fewer losses in the raking pass

- We place greatest importance on clean forage and an excellent raking quality. Therefore, we seek scientific evidence in confirmation to our visual assessments.
- Consequently, we submitted the KRONE lift tines to a DLG Focus Test in order to assess the level of crop contamination and rake quality and compare the results with other tine systems.
- The results were indeed very clear: The KRONE lift tines reduce crop contamination with raw ash to levels of less than 9% - at any forward speed.
- In addition, the special design of the tine reduces losses by up to 2.1% compared with other systems. Losses never reach 1.5% of the total crop yield, not even when work rates are high.





# The bogies on the KRONE Swadro rakes

Perfect contouring and clean rakes *in any terrain*

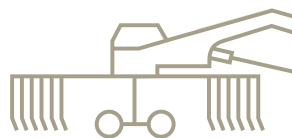


## Excellent rides

The guide wheels on the bogies run very close to the tines for effective guidance and contouring. As the wheels cover a large surface area, the tines pick up every single blade without contacting the sward.

Thanks to the equipment options adjusted to rake types, the rotor chassis can be individually equipped for any soil structure. The leading wheels are castering.

Wider, larger-volume guide wheels for optimum soil protection on soft, boggy ground or two additional guide wheels per rotor for extremely uneven pastureland are just two of the choices available with the Swadro rotor chassis.



## Lifting and swathing

- **Gauge wheels on high flotation tyres**  
run very close to the tines
- **The largest wheelbase**  
on the market
- **Adjuster changes the rotor angle across the direction of travel**  
for optimum swaths and loss-free rakes.
- **Caster steer wheels**  
at front and rear (option) protect the sward

The wheels under the KRONE Swadro rotors never lose contact with the ground, not even the roughest terrain. The largest possible sensing and swing range under the rotor in conjunction with the appropriate equipment of the rotor tyres does not leave a blade of grass lying around and prevents damage to the sward. Clean and intact swards are the cornerstone for premium forage quality also in the subsequent cut.





### **Slightly tilted on the road for optimum efficiency**

An optimum rotor tilt across the direction of travel translates into minimal losses and boxy swaths. All Swadro rotors tilt as a standard feature. The lateral tilt controls the position of the tines relative to the ground and is set on the rear wheels of each rotor. In fact, the rotor should tilt slightly towards the swath in order to balance out the load the material puts on the tines. KRONE recommends a 1-2 cm tilt toward the swath.





# The twin-rotor centre delivery rakes

Swadro TC and Swadro TC Plus



## The manual height control system

All Swadro TC rotors have their work height adjusted down to the millimetre. This is done on a crank which is arranged on the outside of the rotor for easy access. A large scale helps operators to read the current position.



## The electric height control system

Those who often use the rake in varying conditions will find it helpful to opt for the electric rotor height control system. This is installed as standard on all Swadro TC Plus. Control is conveniently operated from the tractor cabin via two electric motors which allow the rotor height to be adjusted easily and precisely while driving. Preselection is standard via the new KRONE PreSelect Digital preselection operation in conjunction with an ISOBUS-compatible terminal and a single-acting and double-acting control unit. Alternatively, the rotor height can also be adjusted using the KRONE PreSelect DS 50. In this case, only a power supply is required – an ISOBUS interface is not required.

## Adjust the work width to the job at hand

- **Flexible working widths.**  
Maximum throughputs on forage wagons, balers and foragers
- **High rotor lift-out**  
on the headland. No disturbance of voluminous swaths
- **Maximum operator comfort**  
for relaxed working on long harvesting days

**Even swaths, high acreage output, clean raking paired with flexible adjustment options for all conditions are convincing arguments for the Swadro TC and TC Plus rotor rakes from KRONE. At the same time, the Swadro TC Plus offers the greatest possible operator comfort for the driver, so that even long working days can be approached in a relaxed manner.**






### **The mechanical width control**

Mechanical working width adjustment is standard on Swadro TC 640 and 760. The arms are extended and retracted to the required work/swath width by operating a crank.



### **Hydraulic width adjustment**

As standard, Swadro models from TC 880 onwards (TC 640 / TC 760 optional) are equipped with hydraulic width adjustment. The working width can be quickly and conveniently adjusted with precision from the tractor seat using the indicator scale on the outrigger.



### **Single-rotor lifting mechanism**

Standard on Swadro TC 930 and Swadro TC 1000, optional on the other Swadro models the rotors can also be lifted individually. This option brings advantages when swathing out wedges and when swathing along the edges of fields and meadows.



### **The rotor suspension system**

Strong coil springs transfer some of the weight to the main beam and the chassis as the rake is swathing along – for light treading on soft soils and clean rakes in any situation.





# Swadro TC and TC Plus

Special features translate into *an exceptional harvest success*



## Swadro TC 1000 / TC 1000 Plus

The two largest models in the twin-rotor rake centre delivery range offer a working width of up to 10.00 m. This means that forage harvesters and loading and forage transport wagons are also optimally utilised. A special feature of the Swadro TC 1000 is the spring relief, including single-rotor lifting mechanism, and the six-wheel chassis as standard equipment. The Swadro TC 1000 Plus has an eight-wheel chassis. The six-wheel or eight-wheel chassis optimally guides the 4.20 m large rotor diameter along the ground contours. The combination of this type of running gear and suspension system translates into thorough rakes and clean forage even on the high-capacity TC 1000 / TC 1000 Plus models.



## Swadro TC 680

The Swadro TC 680 has a fixed 6.80 m work width, which makes it the ideal rake to work ahead of a compact round baler or forage wagon, producing swath widths that suit a narrower pick-up on a smaller harvester for optimum efficiency and cutting quality.







### The unique disturbing rotor

For special applications in dry and light forage, the Swadro TC 680 and the Swadro TC 760 can be equipped in the centre with a six-arm fan rotor developed by KRONE. Hydraulically driven, it moves and aerates the entire crop which lies in the middle of the rake between the rotors. This promotes uniform wilting and boosts the quality of hay and leafy forage such as lucerne.



# Swadro TC and TC Plus

Manoeuvrable and safe on the road



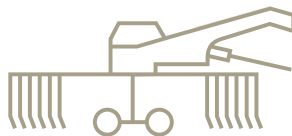
## High ground clearance

The high-clearance frame and the high rotor lift-out allow the machine to run over massive windrows without disturbing them.



## Exceptional and patented manoeuvrability

Swadro TC and TC Plus are attached to the two-point headstock by a ball bearing joint and a rod-steered undercarriage with articulated steering. This patented combination makes this KRONE rake a particularly nimble machine. Even on smaller and awkwardly cut areas, no crop is left lying around, as every corner of the field can easily be reached using the rotors without additional manoeuvring. On the Swadro TC 640, articulated steering is optional.







### Variable tyres

The running gears of the Swadro TC rakes are fitted as standard with 10.0/75-15.3 tyres or, in the case of the Swadro TC 880, 930 and 1000, with 11.5/80-15.3/10 PR ( image on left). Swadro models from TC 680 onwards can be fitted with 15.0/55-17/10 PR tyres (image on right) for use on less load-bearing soils or on slopes. For both variants, the transport width is less than 3.00 m. Special AS tyres are available for the Swadro TC 640.



### Changing the track width

If the wheels are fitted with slim tyres, it will be possible to expand the track width by 6 cm (2.4"). Simply refit a spacer tube on the wheel arms and move each axle out 3 cm (1.2").

### Swift and safe travel

Great road stability and exceptional casting are the stand-out features of the chassis that is approved to 40 km/h (25 mph).

### Minimised transport height

The transport height of the Swadro TC and TC Plus is less than 4 m after folding up the outrigger arms and retracting the width adjustment. This saves time, as neither tine arms (except on the Swadro TC 1000) nor guards need to be folded down for safe road transport.



NEW

# Swadro BaleTrain TC 880 Pro

The innovative machine combination



With the KRONE Swadro BaleTrain TC 880 Pro, two essential steps in the forage harvesting process can be completed in one operation: swathing and baling. The specially designed rotary rake is designed for direct coupling to a KRONE round baler and has all the required connections for operation. This combination reduces travel distances, saves time and enables a consistently efficient harvesting process – especially in operations which focus on efficiency and process optimisation.





### Mounting on the tractor

The KRONE Swadro BaleTrain TC 880 Pro is connected directly to the tractor using the ball-head attachment 80. This not only enables easy handling, but also ensures stable driving behaviour for the entire tractor/trailer combination. To ensure accurate tracking, the rake is also equipped with mechanical forced steering which is connected to the tractor via a ball-head attachment 50. This means that the tractor/trailer combination reliably follows the tractor's lane even through tight bends and narrow access roads.



### Steering

If the steering angle of the mechanical forced steering is insufficient, the steering can be overridden at any time via the ISOBUS terminal. For this purpose, the steering features a small hydraulic cylinder. This is also used to implement the automatic steering function included in the AutoBale.



### Reliable and flexible drive

A transfer gearbox on the Swadro BaleTrain TC 880 Pro ensures that both the rotors of the rake and the attached round baler are driven mechanically. While the baler runs constantly at 540 rpm, the rotors rotate at a reduced speed. An adjustment device on the gearbox allows two different rotor speeds to be set as well as an idling speed for the rotors. This allows the speed to be optimally adjusted to the harvesting conditions – or, if required, the round baler can be used on its own without having to separate the tractor/trailer combination.

## One operation – two functions

- **Two work steps in one operation –**  
Swathing and baling combined
- **Direct coupling of a KRONE round baler**  
thanks to special rake design
- **Ball-head attachment 80 + 50**  
for secure connection and accurate tracking
- **Mechanical drive via PTO shaft –**  
reliable and robust
- **Transfer gearbox with two rotor speeds**  
for adaptation to harvesting conditions
- **Disengageable rotors**  
for pure baling operation without disconnecting
- **Hydraulically overridable steering –**  
ideal for narrow access roads
- **Manual steering correction**  
for even filling of the bale chamber

**The Swadro BaleTrain TC 880 Pro stands for sophisticated technology and maximum reliability – especially for companies which value process optimisation, efficiency and flexibility.**




# Swadro BaleTrain TC 880 Pro

Optimally boxy swaths *for the best possible utilisation of the harvesting chain*



## Hitching the round baler – Everything from a single source

All connections to the round baler, such as the ISOBUS connection, Load Sensing system, brake lines and control units, are routed through the main frame of the rake. The baler itself is attached via a bottom hitching with a K80 ball head. This means that the round baler can be connected quickly and easily.



## Additional hydraulic connections – flexible and fully equipped

The Swadro BaleTrain TC 880 Pro features a double-acting and a single-acting control unit as standard which can be used, for example, to activate the pick-up of the mounted round baler. Optionally, the equipment can be expanded to include an additional double-acting control unit, for example for a hydraulic support jack, and an additional single-acting control unit for tailgate control. This provides all the required hydraulic functions – the round baler can be supplied entirely via the rake. Simple, well thought-out and practical.







### Operation – ISOBUS-compatible and flexibly controllable

The Swadro BaleTrain TC 880 Pro is operated as standard via ISOBUS and Load Sensing. Alternatively, non-ISOBUS or Load Sensing-capable round balers can also be integrated without any problems: functions, such as pick-up and tailgate, can be controlled directly via the rake terminal. This is made possible by the control units on the rake – for maximum compatibility and operator comfort, even with older or simpler balers.

### Driving safely – even on the road

The Swadro BaleTrain TC 880 Pro is designed so that the entire combination of rake, round baler and tractor complies with the legally permissible transport length in accordance with the German Road Traffic Licensing Regulations (StVZO). Thanks to the stable ball-head attachment 80, the tractor/trailer combination impresses with its smooth handling – even at higher speeds. At the same time, the compact design ensures good manoeuvrability, even on narrow access roads, in traffic or on the headland.



# KRONE AutoBale

Intelligent control for maximum efficiency

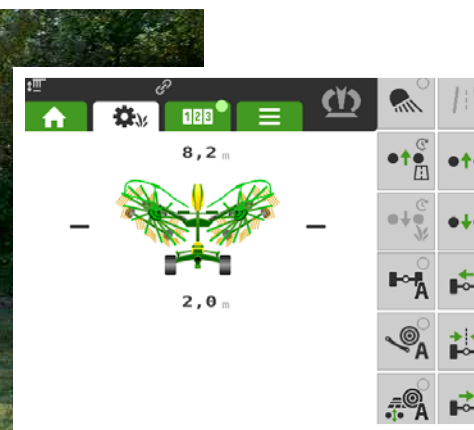


## KRONE AutoBale – convenience for complex processes

KRONE AutoBale makes working with the Swadro BaleTrain TC 880 Pro significantly more convenient. The system supports the driver in operating the complex combination of machines, consisting of a rake and a round baler by automating central processes. The interaction between the machines is always precisely coordinated. Automatic control reduces operating effort, ensures uniform bales, prevents downtimes and increases efficiency – especially during long operations and in varying crop conditions.







The KRONE AutoBale automatic functions significantly reduce the workload for the driver when operating the complex machine combination, consisting of tractor, rake and round baler. ISOBUS-compatible KRONE round balers offer a range of functions:

### 1. Automatic lifting mechanism tying cycle

When this function is activated, the rake automatically lifts the rotors and the baler pick-up as soon as the tractor/trailer combination comes to a standstill and the baler starts the tying cycle. This prevents the rotor and pick-up from coming into contact with the ground when the machine is stationary. As soon as the finished bale has left the bale chamber, the rotor and pick-up are automatically lowered again and work can continue. In conjunction with TIM (Tractor Implement Management), the tractor/trailer combination also stops automatically – further reducing the driver's workload.

### 2. Automatic steering system

Inhomogeneous crops may result in uneven swaths. In order to fill the bale chamber evenly, the round baler must be driven with a slight offset. The KRONE AutoBale automatic steering system processes the steering signals from the baler and actively controls the steering of the rake via the hydraulic cylinder in the steering rod. The result: stress-free driving and optimally formed bales – even in changing conditions.

### 3. Automatic reverse drive system

Manoeuvring is often required, especially in small or winding areas. Thanks to the AutoBale reverse drive system, this is not only easier, but also safer: as soon as the system detects that reverse gear has been engaged, the rotors and pick-up of the rake are automatically raised. This prevents damage to the machine and sward – and manoeuvring is quick and stress-free.



# KRONE Easy-Line drive concept

The extra speed advantage of *four and six-rotor rakes*



## The patented power package

The KRONE Swadro four-rotor rakes have purely mechanical drivelines where every rotor is individually protected from overload for maximum protection from total machine failure. The drive power flows efficiently from the patented crash box on the leading rotors to the rear rotors. The straight driveline not only reduces the strain on the universal joints but also improves fuel economy.



## The efficient way of swathing

- **A controlled material flow**  
through the machine for best rakes
- **Boosted outputs**  
from the forage wagon, baler or forager
- **No roping**  
for maximum harvester performance







*For us, it is important to get a wide spread from the leading rotors, because this eliminates roping.*

#### **Raking made easy and tidy**

The KRONE Easy-Line increases rotor rpm on the leading units by about 25% compared with the rear units, so the leading rotors present the material in a wider mat to the ones at the rear which rake it into fluffy and boxy swaths. The Easy Line driveline ensures the material doesn't drop back on the ground once it has been picked up. This explains why even the multiple-rotor rakes in the KRONE Swadro range ensure gentle treatment and minimal contamination even when several rotors work in sequence.



# Enter the world of large-area rakes

Swadro TC 1250 / 1250 Plus – the small one among the big ones



## Extremely manoeuvrable and comfortable

The Swadro TC 1250 is pendulum-mounted in the lower links of the tractor via the two-point hitch. This ensures a comfortable and stable driving experience both on the road and in the field. Turning through a large angle, the headstock makes for tight headland turns and effective rakes in corners, a feature that saves valuable time in narrow harvest windows.

## Flexible width


Both the working and swath widths are hydraulically adjustable as standard, enabling quick adjustment to the prevailing conditions. Regardless of whether you want to use the full working width in the last cut of grass for minimal passes with the forage harvester or optimally adjust the width to the swath volume for the loading and forage transport wagon or round baler – with hydraulic telescoping of the outrigger arms, you can conveniently find the correct setting for the machine in no time at all.



## Awesome entry models

- **Entry-level four-rotor rake**  
with variable 9.80 m to 12.50 m widths
- **KRONE Easy-Line drive system**  
perfect swaths for baler, loading and forage transport wagon and forage harvester
- **Simple and quick adjustment**  
of the raking height with direct display of the set height
- **Comfortable field change**  
without getting down from the cab to under 4 m height and under 3 m width
- **Precisely and infinitely adjustable hydraulic relief**  
for optimum ground contouring
- **Single-rotor lifting mechanism**  
ideal for swathing on wedge-shaped tapered surfaces

With the new Swadro TC 1250, KRONE enters the field of large area technology. Powerful components of the large professional machines combined with the simple operating philosophy of the twin-rotor rakes make the Swadro TC 1250 the ideal all-rounder for self-mechanised farmers, machinery syndicates and contractors.



### Exact working height

Using a hand crank attached to the rotor, the working height can be adjusted separately for each rotor of the Swadro TC 1250 with millimetre precision. The raking height can easily be read on a scale. The TC 1250 Plus is even more convenient with the PreSelect Digital preselection operation. The working height can be adjusted electrically from the tractor via a terminal. The set raking height is displayed for each rotor on the terminal.



### Strong profile

Swadro TC 1250 features a modern and appealing styling with a trapezium frame and massive tube steel arms that ensure high stability and longevity. The sloping panels keep the machine clean and country roads, too.





# Swadro TC 1250 / 1250 Plus

Operator comfort without high demands



## Relief at front and rear

In work, strong coil springs shift the weight of the rear rotors to the main beam and the chassis, thereby taking load off the rear rotors. By comparison, the front rotors have hydraulic suspension which is set steplessly on the on-board spool chest by switching from lift-out to suspension and vice versa, This ensures clean swaths and the best forage quality by adjusting simply and conveniently to the respective soil conditions.




## Suitable tyres

The transport wheels are clad with 500/50-17 tyres as a standard. The wider 620/40 R 22.5 tyres are available as an option and minimise the risk of soil compaction due to the larger contact area, especially on ground with little load-bearing capacity.

## Problem-free transport

The compactly constructed rake can be easily and safely transported from one field to the next without folding down the tines thanks to a width of less than 3 m and a height of less than 4 m.







### User-friendly operation

The Swadro TC 1250 is operated as standard via the new KRONE PreSelect Digital preselection operation device as well as a single-acting and a double-acting control unit. The desired function is preselected via an ISOBUS-compatible terminal. For greater convenience, the function preselection can be programmed on the tractor's control lever. If machines feature rotor height adjustment, functions can be preselected optionally via the KRONE DS 50 operation box. In this case, only a simple power supply is required and no ISOBUS interface to the tractor.

### Flexible under all conditions

Both the Swadro TC 1250 and the Swadro TC 1250 Plus have a single-rotor lifting mechanism for all four rotors as standard. This means that optimum swaths can always be produced, even on wedge-shaped areas. To adjust the machine to the operator's needs at any time, the time delay of the sequence control for lifting and lowering the pairs of rotors can be easily set via the terminal or the operation box. With the optional paired rotor lifting mechanism, the pairs of rotors can be lifted and lowered individually and completely independently of each other. Long spurs on tapered areas are therefore not a problem.



# The professional among the four-rotor rakes

Swadro TC 1370 Pro – *the flexible one among the big ones*



## Variable work width

Telescoping hydraulic arms adjust the positions of the two leading rotors left and right separately. This way, the rake can vary its working width from 10.80 m to 13.70 m to adapt to varying field conditions. The rotors resume their previous positions automatically when lowering into work.



## Flexible swathing width

The swath width is adjusted irrespective of the work width by varying the distance between the two rear rotors between 1.40 m and 2.60 m. As another key feature, the tine arms on the rear rotors have five double tines which optimize the work and quality for the following harvester.



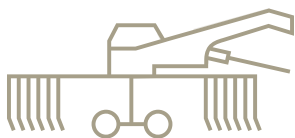
## Hydraulic suspension

The hydraulic rotor suspension that is integrated in the lifting cylinders provides gentle treading also in difficult conditions. The system is set up steplessly and conveniently from the tractor and separately for the leading and rear rotors. The new and integral Soft-Down drop rate control lowers the rotors particularly softly into work – a boon for the quality of feed.

## Precision par excellence

- **Variable work width**  
from 10.80 m to 13.70 m
- **Hydraulic rotor suspension**
- **Integrated vibration damping**  
with Soft-Down automatic lowering mechanism
- **Electric rotor height adjustment**  
with two storable height settings
- **Wide tyre package**  
with 710 transport tyres and 16x9.50 rotor tyres optional
- Hydraulic beam control for  
**less than 4.00 m transport heights**
- **KRONE Easy-Line drive concept**  
for optimum swath shape and best raking quality

**The four-rotor rake centre delivery Swadro TC 1370 Pro not only comes in a modern design, but also with numerous technical highlights. These include convenient setting and adjustment options which greatly facilitate work and ensure optimum swathing results with high acreage output.**







### Setting the rotor height

The operator controls the work height from the terminal so there is no need to dismount the tractor. You can either adjust all rotors at the same time or each rotor separately. Also, you can program two different heights to the system and retrieve them later by fingertip control –



### Choice of tyre options

620/40 R 22.5 transport tyres are standard specification. But you can also opt for hydraulic brakes and wider 710/35 R 22.5 tyres to improve the performance in boggy terrain. Both tyre sizes are small enough to ensure that the 40 km/h machine doesn't exceed the statutory 3 m transport width.



### Uncompromised contouring

The rakes that run on standard transport wheels have caster-steer bogies with pivoting wheels that are clad with 16x6.50-8 tyres. The rake can also take the wider 16x9.50-8 tyres on the bogies provided the tyres on the transport running gear are the optional 710/35 R 22.5 size. Both tyre sizes are also available for 6-wheel bogies with rear tandem axle.





# Swadro TC 1370 Pro

Unrivalled flexibility *and maximum operator comfort*



## Easy-going headland turns

You can set and retrieve separate lift-out heights for the leading and rear rotors from the tractor terminal. More than that, you can set the lift-out height and also time the front and rear lift-out according to the prevailing conditions. This means that valuable working time is used efficiently.



## Comfortable transport position

Thanks to the hydraulically lowerable main frame, the rake achieves a transport height of less than 4 m without having to fold down or remove the tine arms.



## Suitably hitched

The Swadro TC 1370 Pro is mounted as standard on the tractor via the pendulum-suspended two-point hitch. This allows the rake to adapt to lateral tractor movements while remaining extremely manoeuvrable. A ball-head attachment 80 for bottom hitching is available on request.





### Convenient operation via terminal

The operating structure of the Swadro TC 1370 Pro combines clarity and convenience. Regardless of whether the tractor's ISOBUS terminal, the CCI 800, CCI 1200 ISOBUS terminals or the KRONE DS 500 are used, the entire machine can be set up on just two operating levels.



### Intuitive handling

The ISOBUS-compatible AUX joystick CCI A3 enables comfortable and fatigue-free operation of the Swadro TC 1370 Pro. In combination with a UT terminal on the tractor, it can be used, for example, directly on the armrest of the driver's seat.



### Automatic part-width Section Control

Using the part-width Section Control, the rotors are automatically raised and lowered again individually, for example to avoid multiple processing when swathing wedge-shaped cut areas. This relieves the driver and therefore increases the acreage output by reducing turning times at the headland.





# Swadro TC 1570 Pro

The master of its class



## Unique V-frame concept

The KRONE Swadro TC 1570 Pro sets new standards – because the proven V-frame concept of the Swadro TC 2000 Pro is now also represented in the four-rotor rake segment. The unique concept gives the Swadro TC 1570 Pro a maximum working width of 15.70 m. To respond flexibly to different harvesting conditions, the working width can easily be varied using the separately movable outriggers. This means you always achieve the desired swath volume.



## Extremely smooth running

The two outriggers of the V-frame are each supported by a front support wheel. As a result, the machine is characterised by a previously unattainable quiet running in the field and especially during turning manoeuvres in the headland position, even at higher driving speeds. The result: maximum acreage output and maximum efficiency.



## Variable swath width

15 tine arms per rotor and 5 tines per tine arm on each of the rear rotors enable loss-free forage intake even at high driving speeds. Thanks to the hydraulically adjustable outrigger arms of the rear rotors, swaths can be produced which have a width of between 1.20 m and 2.70 m. This means that the downstream harvesting machines, whether baler, loading and forage transport wagon or harvester, can be optimally utilised.





### Always optimally relieved

Hydraulic rotor relief integrated in the lifting cylinders allows the bearing pressure to be adjusted separately for the front and rear rotors at any time. This is done simply and conveniently on the terminal by entering a value directly or by selecting one of the two freely assignable memories. When adjusting the working or swath width, the pressure is automatically adjusted by active control so that the rotors are always evenly relieved. This ensures an intact sward and clean forage under all conditions!

### Setting the rotor height

For optimum adaptation to different field and forage conditions, the raking height can be adjusted electrically from the cab via the operating terminal. It is possible to adjust the height of each rotor individually or all rotors simultaneously. In addition, two self-selectable heights can be stored on the terminal and controlled at the touch of a button.

### Manoeuvrable in any position

The Swadro TC 1570 Pro is equipped with a pendulum-suspended two-point headstock Cat. II/III. This reliably compensates for uneven ground and gives the machine enormous manoeuvrability thanks to its large steering lock. Thanks to the hydraulically lowerable main frame, the machine can be brought to less than 4 m transport height without having to fold down tine arms or guards. In the working position, the raised main frame ensures reliable forage flow inside the machine, even with large forage masses.





# Swadro TC 1570 Pro

High efficiency in overdrive



## Perfect turning manoeuvre

According to the motto "as low as possible, as high as necessary", the lifting heights of the rotors at the headland can be adjusted to the field conditions via the operating terminal. Likewise from the cab, the lifting delay of the rear to the front rotors can be adjusted to the needs of the driver. You can choose between a time-dependent or path-dependent delay. Turning times are minimised and the acreage output is increased.

## Particularly gentle

Using the Soft-Down automatic lowering mechanism, the rotors are lowered very gently via automatic pressure regulation; this protects the sward and increases forage quality. The integrated vibration damping prevents the machine from rocking when driving over uneven ground or swaths on the headland.

## Suitable tyres

The Swadro TC 1570 Pro is not only equipped to the maximum in terms of working width – the transport chassis has 710/40 R 22.5 tyres as standard. The optional 800/35 R 22.5 tyres provide even more contact patch. Together with the wide tyres of the four-wheel rotor chassis (optional six-wheel rotor chassis) and the additional support wheels on the two outriggers, a perfect combination of driving stability and ground-protecting work is formed.

## Swathing made easy

- **Flexible working width**  
up to 15.70 m
- **V-frame concept**  
for efficient swathing with extremely quiet running
- **Hydraulic relief**  
with integrated Soft-Down automatic lowering mechanism and vibration damping
- **15 tine arms per rotor**  
for maximum efficiency
- **Wide tyres**  
for transport and rotor chassis as well as support wheels on the outriggers, for high driving stability and to reduce ground pressure
- **ISOBUS operation**  
for convenient adjustment of the entire machine

**With its V-frame concept, the Swadro TC 1570 Pro achieves a previously unattained performance level in the four-rotor rake class. This is ensured not only by the flexible working width of up to 15.70 m, but also by the convenient setting and adjustment options on the machine. These enable the best raking results even under the most difficult conditions, with not only the acreage output but also the forage quality being exemplary.**





### Operator comfort via terminal

Operation of the Swadro TC 1570 Pro stands for clarity and convenience. This applies to the use of the tractor's own ISOBUS terminal and, in particular, to the optionally available DS 500, CCI 800 or CCI 1200 ISOBUS terminals which can be used to adjust the entire machine via just two operating levels. On request, these terminals can be combined with an ISOBUS-compatible CCI A3 joystick which enables even more comfortable and fatigue-free operation.



### Automatic part-width Section Control

Using the part-width Section Control, the rotors are automatically raised and lowered again individually. Thanks to the fully automatic control via GPS position, multiple processing or overrunning can be avoided, for example, when swathing wedge-shaped cut areas or at the headland. This relieves the driver and therefore increases the acreage output thanks to shorter turning times at the headland.



# Six times unique

Swadro TC 2000 Pro – *acreage output far beyond the competition*



## The width is right in all conditions

The rake can vary its work width between 10.00 m and 19.00 m hydraulically, producing swaths that match the capacities of the following harvesters. To do that, the two arms extend and retract on a sliding carriage so the two rotors in the pair will always rake up the same amount of material, producing uniform and consistent swaths that suit exactly the capacity of the following harvester.



## The right swath for every pick-up

Not only is it possible to adjust the working widths to needs but also to adapt the swath width. This is done by adjusting the rear rotors hydraulically and steplessly between 1.60 m and 2.80 m which is pre-set on the terminal. The technology helps form perfectly boxy and high-volume swaths for round balers and forage wagons.





## There's nothing quite like it in the world

- **Variable work widths**  
10.00 m to 19.00 m
- **Stepless swath width control**  
from 1.60 m to 2.80 m
- **Automatic rotor overlap control**
- **Intelligent steering**  
of the transport chassis

With the Swadro TC 2000 Pro, KRONE is setting standards in terms of acreage output and raking quality. With a flexible working width between 10.00 m – 19.00 m, acreage outputs of up to 20 ha/h are possible. The enormous working width reduces the overall length of the swaths by up to 30 % and therefore also reduces the number of passes of the following harvesting chain per ha to a minimum. In addition, the Swadro TC 2000 Pro increases the recovery performance of the following harvesters by up to 15 %. This means that the forage harvester or loading and forage transport wagon is always optimally utilised, especially in cuts with low growth.



# Swadro TC 2000 Pro

Largest working width *and maximum operator comfort*

## The automatic folding feature

A hydraulic sequence control manages the individual steps, taking off stress and strain from the operator.



## Comfortably operated

- **Maximum operator and adjustment comfort** without getting down from the cab
- **Time and path-dependent sequential control** during lowering and raising
- **Fold in and out at the touch of a button**

Thanks to the time-dependent sequential control for raising and lowering the rotors, the enormous performance potential of the Swadro TC 2000 Pro can be fully exploited. In conjunction with the automatic part-width Section Control, neither time nor crops are lost, even on wedges or spurs. Both the setting and the operation of the Swadro TC 2000 Pro are convenient and simple via a terminal.





### The DS 500 Terminal

The compact DS 500 terminal has a 5.7" colour display. Operation is either via the twelve function keys or via touchscreen according to the driver's needs. Using the optional ISOBUS joysticks makes operation even more convenient. This relieves the driver in the best possible way, even on long working days.



### The operating terminals CCI 800 and 1200

With the CCI 800 and CCI 1200 operating terminals, KRONE offers two ISOBUS-compatible touchscreen terminals with an 8" or 12" colour display. In addition to the main screen, up to two other screens can be displayed alternately. For example, it is possible to switch between the assignment of the joystick, the Section Control function or a camera image while working.



### Part-width Section Control

The use of the automatic part-width Section Control reduces the driver's workload considerably, especially when swathing wedge-shaped areas. It detects areas which have already been worked and automatically raises the rotors, thereby preventing the same area from being worked twice. This optimally relieves the driver and allows him to fully exploit the performance potential of the Swadro TC 2000 Pro, even on long days.



# Swadro TC 2000 Pro

Intelligent running gear *for maximum manoeuvrability*



## The non-steered chassis axle

The axle on the transport chassis is switched off during work. This feature ensures uniform and straight swaths that keep the following harvester happy.



## The passive-steer axle

The steered axle is activated automatically when the rotors are being lifted out of work. At this moment the chassis is steered via a rod – a detail that ensures maximum agility in headland turns and cuts turn-around times.



## The active-steer axle

The extra cylinder on the steering linkage helps manage narrow field and farm gates and clear awkward patches. This means that even the smallest field entrance can be mastered without manoeuvring.





## Amazingly manoeuvrable

- Steered transport running gear
- Automatic steering control in fields and on headlands
- Manual steering override feature



### The robust lower link hitch

The Swadro TC 2000 Pro is pulled over the lower links of the tractor. The movable headstock Cat. II/III compensates for uneven ground. The stable support jack ensures a high degree of stability when parking.



### The large transport chassis

Running on big 800/45 R 26.5 tyres for good road stability, the transport chassis is approved for road travel at 40 km/h. In addition, the ground pressure is kept low and the sward is sustainably protected.



### Flexible Ackermann steering

The Ackerman steering system on the transport chassis can be operated in two ways: either passively via a linkage or actively via a hydraulic ram. Excellent castering, manoeuvring in tightest space and easy steering are the qualities that make this chassis stand out from everything else.



### An extra hydraulic steering system

The extra hydraulic steering system will be appreciated by those who seek tighter turns to manage narrow gates and by those who do a lot of countersteering in sloping fields. A hydraulic cylinder on the steering linkage adjusts the turn angle or ride behind the tractor.



# KRONE SmartConnect Solar

Autonomous telemetry unit networks all machines

## KRONE SmartConnect Solar

- **Autonomous telemetry unit**  
thanks to solar panel and rechargeable battery
- **Automatic data acquisition**  
in real time
- **Data transmission to KRONE SmartTelematics and agrirouter**
- **Can be used flexibly on all machines**  
(independent of manufacturer)
- **Especially for machines**  
without own electronics as well as rental machines

The KRONE SmartConnect Solar telemetry unit is completely autonomous thanks to the solar panel and rechargeable battery. This means that the box can be used flexibly on all machines, regardless of the manufacturer. The following data is sent by the SmartConnect Solar in real time: the position, the speed, active and inactive operating hours, the distance travelled, the working and transport position, the number of loads or the worked area and the charge status of the rechargeable battery. The machine data is recorded in real time and automatically transmitted to KRONE SmartTelematics or the agrirouter.



### Universally applicable

With this autonomous telemetry unit, even simple machines such as mowers, tedders, rakes and other implements without their own electronics can be integrated into a digital data management system.

### Use on rental machines

As the KRONE SmartConnect Solar has an autonomous power supply and can be mounted regardless of the manufacturer, it is ideal for use on rental machines. In this way, you always know where your rented machine is. The precisely documented working hours and acreage output enable transparent and accurate invoicing of the rental machines.

### Integrated position sensor

The position sensor can detect the working position (active) and transport position (inactive) by the alignment of the SmartConnect Solar. With a stored working width, the SmartConnect Solar can also be used as a hectare counter. Alternatively, it is possible to record the loads on transport vehicles by opening/closing the tailgate.





# KRONE SmartConnect



The technical basis for data management



## Automatic data acquisition

The ISOBUS-compatible machines, such as the Swadro TC 1370 Pro, TC 1570 Pro and TC 2000 Pro, can be equipped with the KRONE SmartConnect Box. The machine data is automatically recorded when the connected tractor is started. In this way, position, work performance and machine data are recorded in real time. With the aid of the integrated multi-network SIM card, the box always dials into the mobile radio network which offers the best signal strength. If there is no network coverage, the data is temporarily stored in the SmartConnect. This improves data transmission and prevents possible data loss.



KRONE  
**SMART TELEMATICS**



ready for  
**agrirouter**

## Data transmission

KRONE SmartTelematics in the myKRONE.green portal allows the machine data to be viewed and evaluated in real time as well as retrospectively. In addition, the data can be sent directly to a farm management system via the universal data hub agrirouter.









Discover the advantages

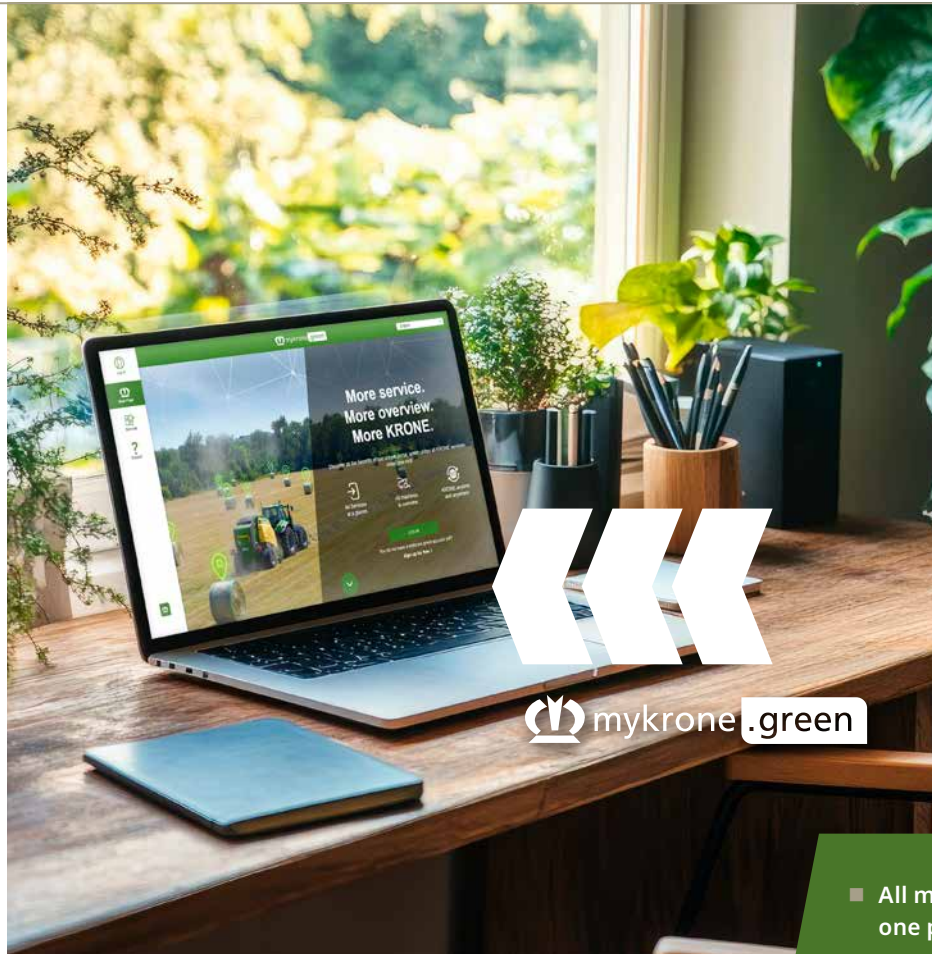
 mykrone .green



KRONE **SmartTelematics Plus** gives you access not only to your machine's performance data but also to many other practical functions for evaluating the data, e.g.

- a geofencing function
- export of machine & yield data as Excel and ISOXML files
- visualisation of all ingredient values measured by the NIR sensor as a yield map
- export of the yield maps as a shape file

KRONE **SmartTelematics Plus** is available in our E-Solutions Shop.



 mykrone .green



Extend the warranty of your new or nearly new KRONE machine with **Warranty Plus** – available in the E-Solutions Shop



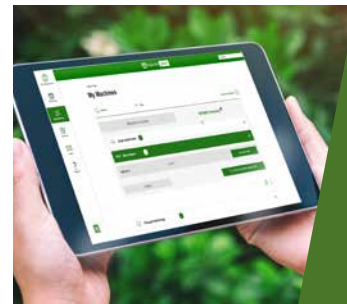
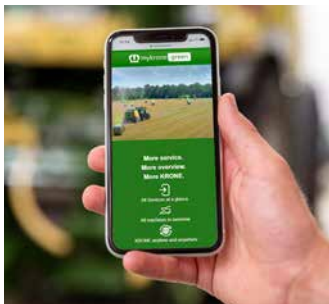
- All machine data digitally in one place
- Analysing and evaluating machine data – for maximum efficiency
- Exclusive performance upgrades for your machine
- Independent ordering of spare parts from your dealer's parts shop

All digital services relating to your KRONE machine can be found in our customer portal **mykrone.green**. Maintain an overview and get the best out of your machines.

Simply create a user account, register your business and get started: track telemetry data in real time, have technical documents to hand at all times or book digital function extensions. **Everything centralised, everything digital – always with you.**

If you have any questions, please contact our mykrone.green team at **support@mykrone.green**.

*Find out more now!*





# Technical data



## KRONE centre rotor rake

		Swadro TC 640	Swadro TC 680	Swadro TC 760	Swadro TC 880	Swadro TC 930	Swadro TC 1000
Dimensions	Work width	5.70 - 6.40 m (18'8" - 20'12")	6.80 m (22'4")	6.80 - 7.60 m (22'4" - 24'11")	7.60 - 8.80 m (24'11" - 28'11")	8.10 - 9.30 m (26'7" - 30'6")	8.90 - 10.00 m (29'2" - 32'10")
	Mechanical work width control	Standard	-	Standard	-	-	-
	Hydraulic work width control	Optional	-	Optional	Standard	Standard	Standard
	Swath width	approx. 1.00 - 1.70 m (3'3" - 5'7")	approx. 1.00 m (3'3")	approx. 1.00 - 1.80 m (3'3" - 5'11")	approx. 1.30 - 2.50 m (4'3" - 8'2")	approx. 1.30 - 2.50 m (4'3" - 8'2")	approx. 1.30 - 2.50 m (4'3" - 8'2")
	Transport width with standard tyres	approx. 2.54 m (8'4")	approx. 2.72 m (8'11")	approx. 2.72 m (8'11")	approx. 2.86 m (9'5")	approx. 2.84 m (9'4")	approx. 2.84 m (9'4")
	Transport width with optional tyres	approx. 2.70 m (8'10")	approx. 2.89 m (9'6")	approx. 2.89 m (9'6")	approx. 2.99 m (9'10")	approx. 2.99 m (9'10")	approx. 2.99 m (9'10")
	Transport height (rigid tine arms or foldable arms extended)	3.55 - 3.90 m (11'8" - 12'10")	3.99 m (13'1")	3.99 - 4.39 m (13'1" - 14'5")	3.99 m (13'1")	3.99 m (13'1")	4.35 m (14'3")
	Transport height (arms folded in)	2.90 - 3.40 m (9'6" - 11'2")	3.55 m (11'8")	3.57 - 3.97 m (11'9" - 13'0")	3.55 m (11'8")	3.55 m (11'8")	3.75 m (12'4")
Weight	Storage length	4.82 m / 5.39 m (15'10" / 17'8")	5.90 m (19'4")	5.90 m (19'4")	6.33 m (20'9")	6.75 m (22'2")	6.75 m (22'2")
	in standard specification	approx. 1,400 kg (3086 lbs)	approx. 1,700 kg (3748 lbs)	approx. 1,950 kg (4299 lbs)	approx. 2,300 kg (5071 lbs)	approx. 2,780 kg (6129 lbs)	approx. 3,000 kg (6614 lbs)
	Tractor power	approx. 22/35 kW/hp	approx. 37/50 kW/hp	approx. 37/50 kW/hp	approx. 40/55 kW/hp	approx. 51/70 kW/hp	approx. 51/70 kW/hp
	Area output	approx. 5.5 - 6 ha/h	approx. 6.5 - 7 ha/h	approx. 7.5 ha/h	approx. 8 - 8.5 ha/h	approx. 9 - 9.5 ha/h	approx. 9.5 - 10 ha/h
	Rotors	Number	2	2	2	2	2
		Rotor diameter	2.70 m (8'10")	3.30 m (10'10")	3.30 m (10'10")	3.60 m (11'10")	4.20 m (13'9")
		No. of tine arms per rotor	2 x 10	2 x 10	2 x 13	2 x 13	2 x 15
		Rigid arms	Standard	Standard	Standard	Standard	-
		Foldable arms	Optional	Optional	Optional	Optional	Standard
		No. of double Lift Tines per tine arm	3 (optional 4)	4	4	4	4
		Tine thickness	10.5 mm (0'4")	10.5 mm (0'4")	10.5 mm (0'4")	10.5 mm (0'4")	10.5 mm (0'4")
		Tyres on bogies	16x6.50-8 standard	16x6.50-8 standard	16x6.50-8 standard	16x6.50-8 standard	16x6.50-8 standard
Transport chassis		-	-	18x8.50-8 option	18x8.50-8 option	18x8.50-8 option	18x8.50-8 option
	Mechanical height control c/w scale	Standard	Standard	Standard	Standard	Standard	Standard
	Electric height control c/w scale	-	-	Optional	Optional	Optional	Optional
	Spring suspension	Optional	Optional	Optional	Optional	Standard	Standard
	Separate rotor lift/lower feature	-	Optional	Optional	Optional	Standard	Standard
	Standard tyres	10.0/75-15.3 8 PR	10.0/75-15.3 8 PR	10.0/75-15.3 8 PR	11.5/80-15.3 10 PR	11.5/80-15.3	11.5/80-15.3
	Optional tyres	15.0/55-17 AS	15.0/55-17 10 PR	15.0/55-17 10 PR	15.0/55-17 10 PR	15.0/55-17 10 PR	15.0/55-17 10 PR
	Link arm attachment	Standard	Standard	Standard	Standard	Standard	Standard
KRONE SmartTelematics connection		KSC Solar option	KSC 500 option	KSC 500 option	KSC 500 option	KSC 500 option	KSC 500 option

All illustrations, dimensions and weights do not necessarily correspond to the series equipment and are non-binding, subject to technical changes.





**NEW**

		Swadro TC 1250	Swadro TC 1370 Pro	Swadro TC 1570 Pro	Swadro TC 2000 Pro
<b>Dimensions</b>	Work width	9.80 - 12.50 m (32'2" - 41'0")	10.80 - 13.70 m (35'5" - 44'11")	11.00 - 15.70 m (36'1" - 51'6")	10.00 - 19.00 m (32'10" - 62'4")
	Work width control	Hydraulic	Hydraulic	Hydraulic	Hydraulic
	Swath width control	Hydraulic	Hydraulic	Hydraulic	Hydraulic
	Swath width	approx. 1.20 - 2.20 m (4'7" - 7'3")	approx. 1.20 - 2.60 m (4'7" - 8'6")	approx. 1.20 m - 2.70 m (3'11" - 8'10")	approx. 1.60 m - 2.80 m (5'3" - 9'2")
	Transport width	approx. 2.99 m (9'10")	approx. 2.99 m (9'10")	approx. 2.99 m (9'10")	approx. 2.99 m (9'10")
	Transport height (rigid tine arms)	3.99 m (13'1")	3.99 m (13'1")	3.99 m (13'1")	3.99 m (13'1")
	Storage length	8.28 m (27'2")	9.10 m (29'10")	10.60 m (34'9")	13.20 m (43'4")
<b>Weight</b>	in standard specification	approx. 4,850 kg (10692 lbs)	approx. 5,800 kg (12787 lbs)	approx. 7,400 kg (16314 lbs)	approx. 9,400 kg (20723 lbs)
<b>Tractor power</b>		approx. 59/80 kW/hp	approx. 59/80 kW/hp	approx. 81/110 kW/hp	approx. 96/130 kW/hp
<b>Area output</b>		approx. 10 - 13 ha/h	approx. 10 - 16 ha/h	approx. 10 - 18 ha/h	approx. 10 - 20 ha/h
<b>Rotors</b>	Number	4	4	4	6
	Rotor diameter	3.30 m / 2.96 m (10'10" / 9'9")	3.60 m / 3.30 m (11'10" / 10'10")	4 x 3.80 m (4 x 12'6")	2 x 3.30 m / 3.38 m (2 x 10'10" / 11'1")
	No. of tine arms per rotor	2 x 11 / 2 x 13	4 x 13	4 x 15	4 x 13 / 2 x 15
	Rigid arms	Standard	Standard	Standard	Standard
	Double lift tines per tine arm front/middle/rear	4 / 4	4 / 5	4 / 5	4 / 4 / 5
	Tine thickness	10.5 mm	10.5 mm	10.5 mm	10.5 mm
	Tyres on bogies	16x6.50-8 standard	16x6.50-8 standard	16x9.50-8 standard	16x6.50-8 standard
		-	16x9.50-8 option*	-	-
	Mechanical height control c/w scale	Standard	-	-	-
	Electric rotor height adjustment with display	Optional	Standard	Standard	Standard
	Rotor suspension	mechanical / hydraulic	Hydraulic	Hydraulic	Mechanical
	Separate rotor lift/lower feature	Standard	Standard	Standard	Standard
<b>Transport chassis</b>	Tyres	500/50-17 standard	620/40 R22.5 standard	710/40 R 22.5 standard	800/45 R 26.5 standard
		620/40 R22.5 option	710/35 R22.5 option	800/35 R 22.5 option	-
	Link arm attachment	Standard	Standard	Standard	Standard
	Ball hitch	-	Optional	-	-
<b>AEF-certified for</b>		-	UT, AUX-N, TC-BAS, TC-SC	UT, AUX-N, TC-BAS, TC-SC	UT, AUX-N, TC-BAS, TC-SC
<b>KRONE SmartTelematics connection</b>		KSC Solar option	KSC 500 option	KSC 500 option	KSC 500 option

<b>Swadro BaleTrain TC 880 Pro</b>
7.60 m - 8.80 m (24'11" - 28'11")
Hydraulic
Hydraulic
1.30 m - 2.50 m (4'3" - 8'2")
approx. 2.99 m (9'10")
3.99 m (13'1")
6.20 m* (20'4")
2,350 kg (5181 lbs)
approx. 37/50 kW/hp*
approx. 8 - 8.5 ha/h
2
3.60 m (11'10")
2 x 13
Standard
4
10.5 mm
18x8.50-8
-
-
Standard
Hydraulic
Standard
520/50 R17 standard
-
-
Standard
UT, AUX-N, TC-BAS, TC-SC
KSC Solar option

\*without round baler

\* With optional 710/35 R 22.5 transport tyres

KRONE Swadro TC – inspires enthusiasm





**Maschinenfabrik Bernard KRONE GmbH & Co. KG**  
Heinrich-Krone-Straße 10  
D-48480 Spelle  
Phone: +49 (0) 5977 935-0  
[info.ldm@krone.de](mailto:info.ldm@krone.de) | [www.krone-agriculture.com](http://www.krone-agriculture.com)

Your KRONE dealer